



COPYWORLD
Your World Of Digital Technology

2016
Copyworld Walky 100

6th August 2016

Round 2
2016 South Australian Rally Championship

RESULTS



Photo courtesy of Ryan Schembri – rsphotos.com.au

First Outright - Declan Dwyer and Craig Adams

Promoted and Organised by the
Walkerville All Cars Club Inc



Results Issued as Provisional - 6th August 2016 at 20:30.
Results Book Issued as Provisional - 8th August 2016 at 22:30. Results Unchanged
Results Book Issued as Final - 14th August 2016 at 20:30. Results Unchanged

The 2016 COPYWORLD Walky 100 is Proudly Sponsored by:

Major Sponsor:



COPYWORLD

Your World Of Digital Technology

Stage Sponsors:

Warner Fork Trucks

5 Newcastle Crescent, Cavar
www.warnerforktrucks.com.au
Ph 8260 3199



Parsons Tabo

Electric and Gas Radiant Heating for Offices, Warehouses and Factories.
Contact Jeremy on 08 8340 0666



Contact Scott Wilson



Eudunda Hotel Motel
Great Country Hospitality

2 South Terrace
Eudunda SA 5374

Kieran and Lyn
(08) 8581 1002
eudundahotelmotel@bigpond.com
www.eudundahotelmotel.com.au



Contact Ivar Stanelis

ivar@rallysa.com.au
www.scoutsrallysa.com.au/

Contact Andrew Admiral

andrew@apps.com.au
www.apps.com.au

asp

Application
Service Provider



Air Conditioning
Log Book Services
Brakes
Electrical
Clutch & Driveline

Gearbox & Differentials
Forklift Repairs
4 Wheel Drives
Cooling Systems



1/80 ADELAIDE ROAD, GAWLER SA 5118

SUBARECK

1383 Main North Road, Para Hills West
Ph: 8285 4444



NISSCARE

Brenton Alker

Telephone (08) 8240 0011
15 Scan Court • Royal Park • SA 5014

Specialising in Nissan Vehicles

Scrutineering Venue & Class Awards Sponsor

Special Thanks to Revolution Racegear
498 Main North East Road, Windsor Gardens, 5087. Ph 1800 804 778



Class Award Sponsors



248 Magill Rd, Beulah Park SA 5067
Ph 8332 8811

The South Australian Rally Championship (SARC) is proudly sponsored by:





2016



Copyworld Walky 100 AWARDS

First Outright **Declan Dwyer & Craig Adams** Car 620 P6 Mitsubishi Lancer Evo VI 2000
 Second Outright **Neville Whittenbury & Kate Catford** Car 969 CRC Datsun 180B 1973
 Third Outright **Andrew Gleeson & Mike Dale** Car 910 CRC Datsun Stanza 1978

1st Class P1 **Mark Beard & Jim Gleeson** Car 111 P1 Datsun 1200 Coupe 1973
 1st Class P2 **Marc Butler & Peter Sims** Car 229 P2 Honda Civic 1992
 1st Class P3 **Shane Alker & Karien Heimsohn** Car 388 P3 Datsun 180B 1973
 1st Class P4 **Aaron Lowe & Matt Monto** Car 487 P4 Holden Commodore 1979
 1st Class P5 **Zayne Admiraal & Matthew Heywood** Car 555 P5 Subaru WRX 2001
 1st Class P6 **Declan Dwyer & Craig Adams** Car 620 P6 Mitsubishi Lancer Evo VI 2000

Many thanks to our sponsors who donated vouchers for use as OUTRIGHT and CLASS awards.


Revolution Racegear

AutoSport

Burson

1st Class N1 to N4 **No Entries**
 1st Classic **Wayne Mason & Damian Reed** Car 821 Classic Ford Escort Mk2 1977
 1st Clubman Rally Car **Neville Whittenbury & Kate Catford** Car 969 CRC Datsun 180B 1973
 1st 2WD **Neville Whittenbury & Kate Catford** Car 969 CRC Datsun 180B 1973

Walky 500 Trophy **Neville Whittenbury & Kate Catford** Car 969 CRC Datsun 180B 1973



Promoted and Organised by the
Walkerville All Cars Club Inc



NOTE: Refer to the official Entry List (included in these results) for SARC Competitors.



Walkerville All Cars Club Inc
2016 Copyworld Walky 100 6th Aug 2016

OUTRIGHT POSITIONS

PROVISIONAL RESULTS

- up to Road Section 1.19 (Stage 12)


as of 06/08/16 20:29:48

Crew	Driver	Co-Driver	Class	Class Position	Outright Position	Total Penalty	Gap To Next	Gap To Leader
620	Dwyer	Adams	P6	1	1	1:04:53	0:00	0:00
969	Whittenbury	Catford	CR	1	2	1:08:40	3:47	3:47
910	Gleeson	Dale	CR	2	3	1:09:03	0:23	4:10
555	Admiraal	Heywood	P5	1	4	1:10:17	1:14	5:24
914	Povey	Dearman	CR	3	5	1:11:52	1:35	6:59
229	Butler	Sims	P2	1	6	1:12:16	0:24	7:23
912	Fowler	Phillips	CR	4	7	1:12:28	0:12	7:35
821	Mason	Reed	CL	1	8	1:13:34	1:06	8:41
487	Lowe	Monto	P4	1	9	1:14:00	0:26	9:07
611	Baldwin	Baldwin	P6	2	10	1:14:21	0:21	9:28
388	Alker	Heimsohn	P3	1	11	1:14:27	0:06	9:34
424	Kittle	Cole	P4	2	12	1:16:37	2:10	11:44
212	Hobby	Tann	P2	2	13	1:19:01	2:24	14:08
111	Beard	Gleeson	P1	1	14	1:19:09	0:08	14:16
836	Bell	Blakemore	CL	2	15	1:19:48	0:39	14:55
801	Kingham	Wilson	CL	3	16	1:24:04	4:16	19:11
357	Harries	Henderson	P3	2	17	1:26:57	2:53	22:04
621	Gehan	Gehan	P6	3	18	1:18:36	Restart	

RETIREMENTS

563	Rodda	Langfield	P5	DNF	SS 10	Mechanical
643	Bowering	Lowe	P6	DNF	RS 1.07	Overheating
911	Selley	McKendrick	CR	DNF	RS 1.10	Axle Housing Bent
915	Wenzel	Mason-Fyfe	CR	DNF	RS 1.03	Engine Failure

- NOTES:** (1) Legend: DNS - Did Not Start, DNF - Did Not Finish, OLT - Out of Late Time, EXC - Excluded from the Results
(2) The Total Penalty shown on this page includes ALL penalties (Time, Road and Technical). See separate page for details of Road Penalties.



2016




Copyworld Walky 100

ROAD & TECHNICAL PENALTIES

Car No	Driver/Co-Driver	Class	Control	Penalty (HH:MM:SS)	Reason
643	Aaron Bowering/Nathan Lowe	P6	TC 1.2	00:01:35	Late Arrival at TC by 19 mins
555	Zayne Admiraal/Matthew Heywood	P5	TC 1.3	00:01:50	Late Arrival at TC by 22 mins
643	Aaron Bowering/Nathan Lowe	P6	TC 1.3C	00:01:30	Late Arrival at TC by 18 mins
357	Carwyn Harries / Matthew/Henderson	P3	TC 1.5	00:00:40	Late Arrival at TC by 8 mins
555	Zayne Admiraal/Matthew Heywood	P5	TC 1.6	00:00:05	Late Arrival at TC by 1 min
911	Matt Selley/ Hamish McKendrick	CRC	TC 1.6A	00:00:20	Late Arrival at TC by 4 mins
424	Ben Kittle / Jennifer Cole	P4	TC 1.7	00:00:10	Late Arrival at TC by 2 mins
821	Wayne Mason / Damian Reed	CL	TC 1.7	00:00:30	Late Arrival at TC by 6 mins
910	Andrew Gleeson / Mike Dale	CRC	TC 1.9	00:00:10	Jump Start iaw NRC App A 1.9(h)
357	Carwyn Harries / Matthew/Henderson	P3	TC 1.11	00:00:15	Late Arrival at TC by 3 mins

NOTES

1 None



Promoted and Organised by the
Walkerville All Cars Club Inc

Walkerville All Cars Club Inc
2016 Copyworld Walky 100 6th Aug 2016

PROVISIONAL RESULTS

CLASS RESULTS - up to Road Section 1.19 (Stage 12)
as of 07/08/16 22:13:07

Crew	Driver	Co-Driver	Class	Class Position	Total Penalty	Gap To First	Gap To Previous	Outright Position
CLASS CL -- Classic - as per current CAMS Classic Regulations								
821	Wayne Mason	Damian Reed	CL	1	1:13:34	0:00	0:00	8
836	Vaughan Bell	Daniel Blakemore	CL	2	1:19:48	6:14	6:14	15
801	Ross Kingham	Lyndon Wilson	CL	3	1:24:04	10:30	4:16	16
CLASS CR -- Clubman Rally Car - refer to current CAMS Group 3 Club Rally Car Regulations								
969	Neville Whittenbury	Kate Catford	CR	1	1:08:40	0:00	0:00	2
910	Andrew Gleeson	Mike Dale	CR	2	1:09:03	0:23	0:23	3
914	Mark Povey	Brendan Dearman	CR	3	1:11:52	3:12	2:49	5
912	Gavin Fowler	Lisi Phillips	CR	4	1:12:28	3:48	0:36	7
915	Simon Wenzel	Brett Mason-Fyfe	CR	-	-	-	-	-
911	Matthew Selley	Hamish McKendrick	CR	-	-	-	-	-
CLASS P1 -- up to 1400cc								
111	Mark Beard	Jim Gleeson	P1	1	1:19:09	0:00	0:00	14
CLASS P2 -- over 1400cc, up to and including 1600cc								
229	Marc Butler	Peter Sims	P2	1	1:12:16	0:00	0:00	6
212	Geoff Hobby	Peter Tann	P2	2	1:19:01	6:45	6:45	13
CLASS P3 -- over 1600cc, up to and including 2000cc								
388	Shane Alker	Karien Heimsohn	P3	1	1:14:27	0:00	0:00	11
357	Carwyn Harries	Matthew Henderson	P3	2	1:26:57	12:30	12:30	17
CLASS P4 -- 2WD over 2000cc								
487	Aaron Lowe	Matt Monto	P4	1	1:14:00	0:00	0:00	9
424	Ben Kittle	Jennifer Cole	P4	2	1:16:37	2:37	2:37	12
CLASS P5 -- 4WD over 2000cc and NOT P6								
555	Zayne Admiraal	Matthew Heywood	P5	1	1:10:17	0:00	0:00	4
563	James Rodda	David Langfield	P5	-	-	-	-	-
CLASS P6 -- 4WD Models								
620	Declan Dwyer	Craig Adams	P6	1	1:04:53	0:00	0:00	1
611	Mick Baldwin	Brett Baldwin	P6	2	1:14:21	9:28	9:28	10
621	Neil Gehan	Andrea Gehan	P6	3	1:18:36	13:43	4:15	18
643	Aaron Bowering	Nathan Lowe	P6	-	-	-	-	-

NOTES:

Gap to Leader/Next refers to those in that Class



Walkerville All Cars Club Inc
PROVISIONAL RESULTS

2016 Copyworld Walky 100 6th Aug 2016
STAGE TIMES, POSITIONS and Other data

as of 06/08/16 20:31:34

NO	Driver / CoDriver	SS 1	Pipeline 1	SS 2	Scrubby Hills 1	SS 3	Long Dips 1	Total Penalty	Outright	Class
620	Declan Dwyer P6	4:48	0:00 1 0:00 620 1.0000	6:38	0:00 1 0:00 620 1.0000	4:19	0:00 1 0:00 620 1.0000	15:45	1	1
	Craig Adams	4:48 1 0:00 620 115.25	11:26 1 0:00 620 126.99		15:45 1 0:00 620 105.08					
563	James Rodda P5	4:53	0:00 2 0:05 620 0.9829	6:53	0:00 2 0:20 620 0.9637	4:27	0:00 2 0:28 620 0.9700	16:13	2	1
	David Langfield	4:53 2 0:05 620 113.28	11:46 2 0:20 620 122.38		16:13 2 0:28 620 101.93					
643	Aaron Bowering P6	5:02	1:35 6 0:22 915 0.9536	7:18	0:00 8 0:05 801 0.9087	4:38	0:00 =7 0:18 424 0.9317	18:33	=15	4
	Nathan Lowe	6:37 21 1:49 620 109.91	13:55 17 2:29 620 115.40		18:33 =15 2:48 620 97.90					
911	Matthew Selley CR	8:55	0:00 22 2:18 643 0.5383	7:04	0:00 3 1:15 915 0.9387	4:30	0:00 3 0:52 111 0.9593	20:29	21	5
	Hamish McKendrick	8:55 22 4:07 620 62.04	15:59 22 4:33 620 119.21		20:29 21 4:44 620 100.80					
821	Wayne Mason CL	4:59	0:00 4 0:03 555 0.9632	7:15	0:00 =6 0:01 910 0.9149	4:33	0:00 5 0:34 563 0.9487	16:47	3	1
	Damian Reed	4:59 4 0:11 620 111.01	12:14 5 0:48 620 116.19		16:47 3 1:02 620 99.69					
910	Andrew Gleeson CR	5:05	0:00 7 0:04 969 0.9443	7:08	0:00 =4 0:04 969 0.9299	4:36	0:00 6 0:01 969 0.9384	16:49	5	2
	Mike Dale	5:05 6 0:17 620 108.83	12:13 4 0:47 620 118.09		16:49 5 1:04 620 98.61					
621	Neil Gehan P6	5:19	0:00 12 0:02 611 0.9028	7:25	0:00 9 0:03 914 0.8944	4:50	0:00 =12 0:11 914 0.8931	17:34	8	2
	Andrea Gehan	5:19 11 0:31 620 104.05	12:44 8 1:18 620 113.58		17:34 8 1:49 620 93.85					
357	Carwyn Harries P3	5:09	0:00 8 0:04 910 0.9320	7:27	0:00 11 0:22 821 0.8904	4:38	0:00 =7 0:25 910 0.9317	17:14	6	1
	Matthew Henderson	5:09 7 0:21 620 107.42	12:36 6 1:10 620 113.07		17:14 6 1:29 620 97.90					
969	Neville Whittenbury CR	5:01	0:00 5 0:02 821 0.9568	7:08	0:00 =4 0:23 563 0.9299	4:39	0:00 9 0:01 821 0.9283	16:48	4	1
	Kate Catford	5:01 5 0:13 620 110.27	12:09 3 0:43 620 118.09		16:48 4 1:03 620 97.55					
912	Gavin Fowler CR	5:11	0:00 10 0:01 914 0.9260	7:39	0:00 15 0:01 611 0.8671	4:48	0:00 11 0:04 621 0.8993	17:38	9	4
	Lisi Phillips	5:11 9 0:23 620 106.73	12:50 10 1:24 620 110.12		17:38 9 1:53 620 94.50					
555	Zayne Admiraal P5	4:56	0:00 3 0:03 563 0.9730	7:15	1:50 =6 0:06 643 0.9149	4:32	0:00 4 0:00 643 0.9522	18:33	=15	2
	Matthew Heywood	4:56 3 0:08 620 112.14	14:01 18 2:35 620 116.19		18:33 =15 2:48 620 100.06					
914	Mark Povey CR	5:10	0:00 9 0:01 357 0.9290	7:31	0:00 12 0:05 357 0.8825	4:42	0:00 10 0:09 357 0.9184	17:23	7	3
	Brendan Dearman	5:10 8 0:22 620 107.07	12:41 7 1:15 620 112.07		17:23 7 1:38 620 96.51					
212	Geoff Hobby P2	5:36	0:00 17 0:02 424 0.8571	7:59	0:00 =18 0:16 424 0.8309	5:07	0:00 19 0:09 555 0.8436	18:42	17	2
	Peter Tann	5:36 16 0:48 620 98.79	13:35 15 2:09 620 105.52		18:42 17 2:57 620 88.65					
487	Aaron Lowe P4	5:34	0:00 =15 0:05 229 0.8623	7:37	0:00 14 0:16 229 0.8709	4:55	0:00 16 0:21 229 0.8780	18:06	12	1
	Matt Monto	5:34 =14 0:46 620 99.38	13:11 12 1:45 620 110.60		18:06 12 2:21 620 92.26					
388	Shane Alker P3	5:28	0:00 13 0:09 621 0.8780	7:50	0:00 17 0:07 487 0.8468	4:54	0:00 =14 0:06 487 0.8810	18:12	13	2
	Karien Heimsohn	5:28 12 0:40 620 101.20	13:18 13 1:52 620 107.54		18:12 13 2:27 620 92.57					
611	Mick Baldwin P6	5:17	0:00 11 0:06 912 0.9085	7:32	0:00 13 0:05 621 0.8805	4:54	0:00 =14 0:05 912 0.8810	17:43	10	3
	Brett Baldwin	5:17 10 0:29 620 104.71	12:49 9 1:23 620 111.82		17:43 10 1:58 620 92.57					
424	Ben Kittle P4	5:34	0:00 =15 0:00 487 0.8623	7:45	0:00 16 0:01 388 0.8559	4:56	0:00 17 0:03 388 0.8750	18:15	14	2
	Jennifer Cole	5:34 =14 0:46 620 99.38	13:19 14 1:53 620 108.70		18:15 14 2:30 620 91.95					
229	Marc Butler P2	5:29	0:00 14 0:01 388 0.8754	7:26	0:00 10 0:05 912 0.8924	4:50	0:00 =12 0:02 611 0.8931	17:45	11	1
	Peter Sims	5:29 13 0:41 620 100.89	12:55 11 1:29 620 113.33		17:45 11 2:00 620 93.85					
111	Mark Beard P1	5:57	0:00 19 0:06 801 0.8067	8:16	0:00 20 0:12 555 0.8024	5:24	0:00 21 0:01 836 0.7994	19:37	20	1
	Jim Gleeson	5:57 18 1:09 620 92.97	14:13 19 2:47 620 101.90		19:37 20 3:52 620 84.00					
801	Ross Kingham CL	5:51	0:00 18 0:15 212 0.8205	7:59	0:00 =18 0:15 212 0.8309	5:00	0:00 18 0:08 212 0.8633	18:50	18	2
	Lyndon Wilson	5:51 17 1:03 620 94.56	13:50 16 2:24 620 105.52		18:50 18 3:05 620 90.72					

Walkerville All Cars Club Inc
PROVISIONAL RESULTS

2016 Copyworld Walky 100 6th Aug 2016
STAGE TIMES, POSITIONS and Other data

as of 06/08/16 20:37:33

NO	Driver / CoDriver	SS 4	Pipeline 2	SS 5	Scrubby Hills 2	SS 6	Long Dips 2	Total Penalty	Outright	Class
620	Declan Dwyer P6 Craig Adams	4:38	0:00 1 0:00 620 1.0000 20:23 1 0:00 620 119.40	6:36	0:00 1 0:00 620 1.0000 26:59 1 0:00 620 127.64	4:18	0:00 1 0:00 620 1.0000 31:17 1 0:00 620 105.49	31:17	1	1
563	James Rodda P5 David Langfield	5:00	0:00 7 0:50 620 0.9267 21:13 2 0:50 620 110.64	6:42	0:00 2 0:56 620 0.9851 27:55 2 0:56 620 125.73	4:24	0:00 2 1:02 620 0.9773 32:19 2 1:02 620 103.09	32:19	2	1
643	Aaron Bowering P6 Nathan Lowe	DNF Overheating								
911	Matthew Selley CR Hamish McKendrick	4:52	0:00 4 0:06 111 0.9521 25:21 19 4:58 620 113.67	6:55	0:00 3 0:11 212 0.9542 32:16 15 5:17 620 121.79	4:49	0:20 13 0:03 801 0.8927 37:25 17 6:08 620 94.17	37:25	17	5
821	Wayne Mason CL Damian Reed	4:55	0:00 5 0:04 910 0.9424 21:42 4 1:19 620 112.52	10:40	0:00 20 0:01 801 0.6188 32:22 17 5:23 620 78.97	4:34	0:00 4 0:44 424 0.9416 36:56 14 5:39 620 99.33	36:56	14	1
910	Andrew Gleeson CR Mike Dale	4:49	0:00 2 0:25 563 0.9619 21:38 3 1:15 620 114.85	7:13	0:00 7 0:56 563 0.9145 28:51 3 1:52 620 116.73	4:35	0:00 =5 1:07 563 0.9382 33:26 3 2:09 620 98.97	33:26	3	1
621	Neil Gehan P6 Andrea Gehan	5:02	0:00 8 0:05 914 0.9205 22:36 7 2:13 620 109.91	7:12	0:00 6 0:51 969 0.9167 29:48 5 2:49 620 117.00	4:41	0:00 9 0:57 969 0.9181 34:29 =5 3:12 620 96.85	34:29	=5	2
357	Carwyn Harries P3 Matthew Henderson	19:40	0:40 20 12:13 911 0.2356 37:34 20 17:11 620 28.13	7:29	0:00 12 11:48 111 0.8820 45:03 20 18:04 620 112.57	4:36	0:00 7 11:13 111 0.9348 49:39 20 18:22 620 98.61	49:39	20	2
969	Neville Whittenbury CR Kate Catford	4:58	0:00 6 0:04 821 0.9329 21:46 5 1:23 620 111.38	7:11	0:00 5 0:06 910 0.9188 28:57 4 1:58 620 117.27	4:35	0:00 =5 0:06 910 0.9382 33:32 4 2:15 620 98.97	33:32	4	2
912	Gavin Fowler CR Lisi Phillips	5:06	0:00 9 0:08 621 0.9085 22:44 8 2:21 620 108.47	7:32	0:00 13 0:05 611 0.8761 30:16 8 3:17 620 111.82	4:44	0:00 11 0:09 555 0.9085 35:00 =8 3:43 620 95.83	35:00	=8	4
555	Zayne Admiraal P5 Matthew Heywood	4:51	0:00 3 0:01 487 0.9553 23:24 12 3:01 620 114.06	6:57	0:05 4 0:09 229 0.9496 30:26 10 3:27 620 121.21	4:25	0:00 3 0:22 914 0.9736 34:51 7 3:34 620 102.70	34:51	7	2
914	Mark Povey CR Brendan Dearman	5:08	0:00 11 0:45 969 0.9026 22:31 6 2:08 620 107.77	7:18	0:00 9 0:01 621 0.9041 29:49 6 2:50 620 115.40	4:40	0:00 8 0:00 621 0.9214 34:29 =5 3:12 620 97.20	34:29	=5	3
212	Geoff Hobby P2 Peter Tann	5:29	0:00 16 0:30 424 0.8450 24:11 15 3:48 620 100.89	7:54	0:00 17 0:46 424 0.8354 32:05 14 5:06 620 106.63	4:57	0:00 17 0:06 821 0.8687 37:02 15 5:45 620 91.64	37:02	15	2
487	Aaron Lowe P4 Matt Monto	5:17	0:00 13 0:23 229 0.8770 23:23 11 3:00 620 104.71	7:25	0:00 11 0:22 555 0.8899 30:48 11 3:49 620 113.58	4:55	0:00 16 0:42 611 0.8746 35:43 11 4:26 620 92.26	35:43	11	1
388	Shane Alker P3 Karien Heimsohn	5:19	0:00 14 0:07 555 0.8715 23:31 13 3:08 620 104.05	7:41	0:00 15 0:24 487 0.8590 31:12 12 4:13 620 109.64	4:48	0:00 12 0:17 487 0.8958 36:00 12 4:43 620 94.50	36:00	12	1
611	Mick Baldwin P6 Brett Baldwin	5:07	0:00 10 0:06 912 0.9055 22:50 9 2:27 620 108.12	7:21	0:00 10 0:22 914 0.8980 30:11 7 3:12 620 114.61	4:50	0:00 14 0:01 229 0.8897 35:01 10 3:44 620 93.85	35:01	10	3
424	Ben Kittle P4 Jennifer Cole	5:26	0:00 15 0:10 388 0.8528 23:41 14 3:18 620 101.82	7:38	0:00 14 0:07 388 0.8646 31:19 13 4:20 620 110.36	4:53	0:00 15 0:12 388 0.8805 36:12 13 4:55 620 92.89	36:12	13	2
229	Marc Butler P2 Peter Sims	5:15	0:00 12 0:10 611 0.8825 23:00 10 2:37 620 105.37	7:17	0:00 8 0:01 912 0.9062 30:17 9 3:18 620 115.66	4:43	0:00 10 0:00 912 0.9117 35:00 =8 3:43 620 96.17	35:00	=8	1
111	Mark Beard P1 Jim Gleeson	5:38	0:00 18 0:06 836 0.8225 25:15 18 4:52 620 98.20	8:00	0:00 19 0:07 836 0.8250 33:15 19 6:16 620 105.30	5:11	0:00 20 0:13 836 0.8296 38:26 19 7:09 620 87.51	38:26	19	1
801	Ross Kingham CL Lyndon Wilson	5:40	0:00 19 0:19 212 0.8176 24:30 16 4:07 620 97.62	7:51	0:00 16 0:05 911 0.8408 32:21 16 5:22 620 107.31	5:01	0:00 18 0:20 212 0.8571 37:22 16 6:05 620 90.42	37:22	16	2

Walkerville All Cars Club Inc
PROVISIONAL RESULTS

2016 Copyworld Walky 100 6th Aug 2016
STAGE TIMES, POSITIONS and Other data

as of 06/08/16 20:38:10

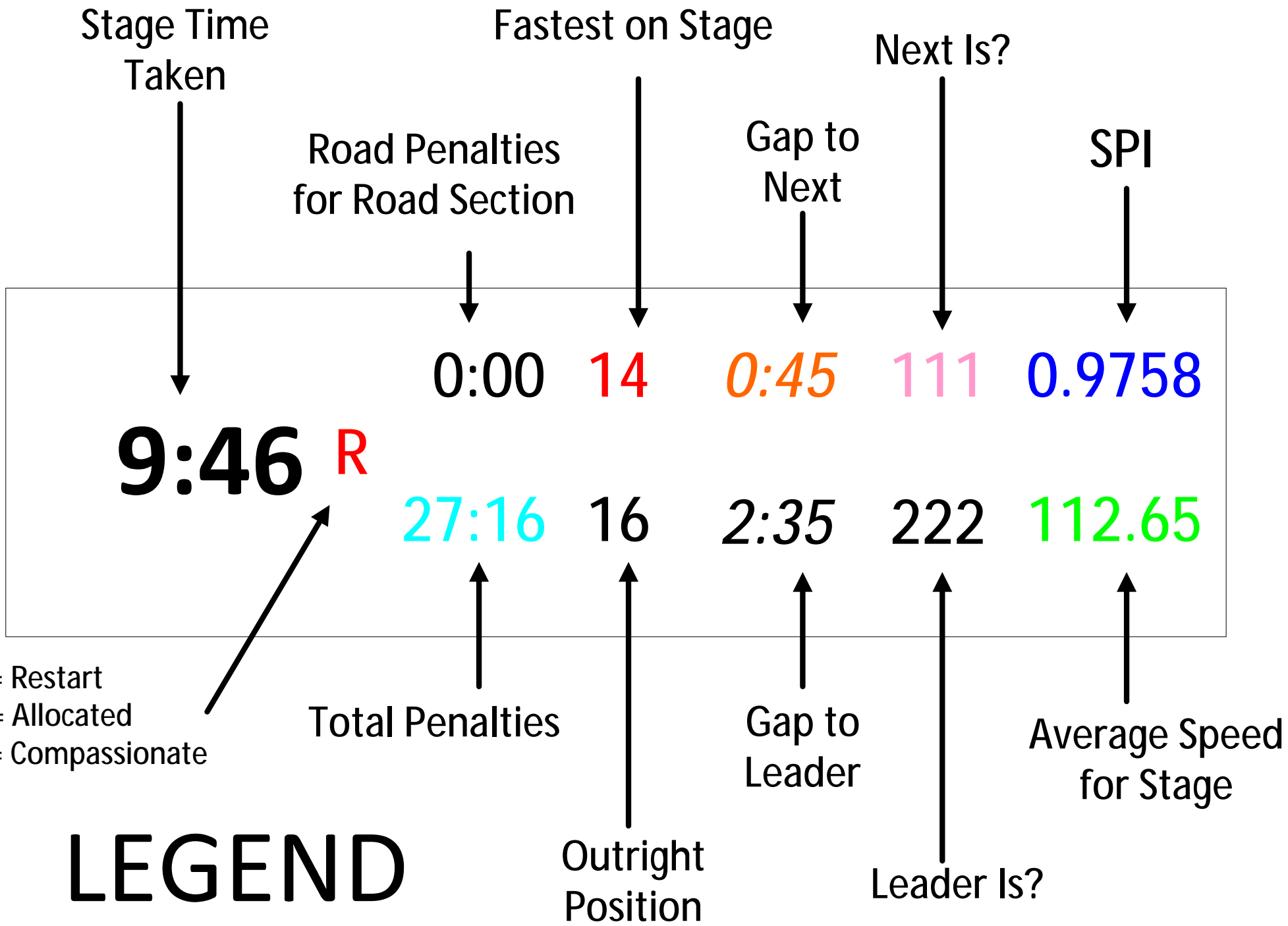
NO	Driver / CoDriver	SS 7	Hill Big One 1	SS 8	Juliayne 1	SS 9	Roast 1	Total Penalty	Outright	Class
620	Declan Dwyer P6 Craig Adams	4:01	0:00 =1 0:00 620 1.0000 35:18 1 0:00 620 103.07	5:37	0:00 1 0:00 620 1.0000 40:55 1 0:00 620 125.63	6:51	0:00 1 0:00 620 1.0000 47:46 1 0:00 620 111.68	47:46	1	1
563	James Rodda P5 David Langfield	4:01	0:00 =1 1:02 620 1.0000 36:20 2 1:02 620 103.07	5:41	0:00 2 1:06 620 0.9883 42:01 2 1:06 620 124.15	6:59	0:00 2 1:14 620 0.9809 49:00 2 1:14 620 109.55	49:00	2	1
643	Aaron Bowering P6 Nathan Lowe	DNF	Overheating							
911	Matthew Selley CR Hamish McKendrick	DNF	Axle Housing Bent							
821	Wayne Mason CL Damian Reed	4:10	0:00 3 0:21 424 0.9640 41:36 13 6:18 620 99.36	6:09	0:00 6 0:35 388 0.9133 47:45 12 6:50 620 114.73	7:23	0:00 6 0:54 487 0.9278 55:08 =11 7:22 620 103.61	55:08	=11	1
910	Andrew Gleeson CR Mike Dale	4:14	0:00 4 1:20 563 0.9488 37:40 3 2:22 620 97.80	6:05	0:00 =4 1:44 563 0.9233 43:45 3 2:50 620 115.99	7:11	0:10 4 0:16 969 0.9536 51:06 4 3:20 620 106.50	51:06	4	2
621	Neil Gehan P6 Andrea Gehan	9:04	0:00 19 0:08 111 0.4430 43:33 18 8:15 620 45.66	7:23^R	0:00 RS 0:38 111 0.7607 50:56 19 10:01 620 95.57	8:45^R	0:00 RS 1:09 111 0.7829 59:41 19 11:55 620 87.43	59:41 (-2)	19	3
357	Carwyn Harries P3 Matthew Henderson	4:16	0:00 =6 10:22 621 0.9414 53:55 19 18:37 620 97.03	6:16	0:00 =9 9:15 621 0.8963 1:00:11 18 19:16 620 112.60	7:27	0:00 7 7:57 621 0.9195 1:07:38 18 19:52 620 102.68	1:07:38	18	2
969	Neville Whittenbury CR Kate Catford	4:16	0:00 =6 0:08 910 0.9414 37:48 4 2:30 620 97.03	5:58	0:00 3 0:01 910 0.9413 43:46 4 2:51 620 118.26	7:04	0:00 3 1:50 563 0.9693 50:50 3 3:04 620 108.25	50:50	3	1
912	Gavin Fowler CR Lisi Phillips	4:26	0:00 9 0:20 555 0.9060 39:26 7 4:08 620 93.38	6:18	0:00 11 0:33 555 0.8915 45:44 7 4:49 620 112.00	7:47	0:00 11 0:06 229 0.8801 53:31 8 5:45 620 98.29	53:31	8	4
555	Zayne Admiraal P5 Matthew Heywood	4:15	0:00 5 0:13 914 0.9451 39:06 6 3:48 620 97.41	6:05	0:00 =4 0:04 914 0.9233 45:11 6 4:16 620 115.99	7:14	0:00 5 1:19 910 0.9470 52:25 5 4:39 620 105.76	52:25	5	2
914	Mark Povey CR Brendan Dearman	4:24	0:00 8 1:05 969 0.9129 38:53 5 3:35 620 94.09	6:14	0:00 7 1:21 969 0.9011 45:07 5 4:12 620 113.20	7:28	0:00 8 0:10 555 0.9174 52:35 6 4:49 620 102.46	52:35	6	3
212	Geoff Hobby P2 Peter Tann	4:42	0:00 =13 0:08 821 0.8546 41:44 14 6:26 620 88.09	6:43	0:00 16 0:33 424 0.8362 48:27 14 7:32 620 105.05	8:03	0:00 14 0:30 424 0.8509 56:30 14 8:44 620 95.03	56:30	14	2
487	Aaron Lowe P4 Matt Monto	4:38	0:00 12 0:37 611 0.8669 40:21 10 5:03 620 89.35	6:15	0:00 8 0:27 611 0.8987 46:36 10 5:41 620 112.90	7:38	0:00 10 0:11 611 0.8974 54:14 10 6:28 620 100.22	54:14	10	1
388	Shane Alker P3 Karien Heimsohn	4:37	0:00 11 0:16 487 0.8700 40:37 11 5:19 620 89.68	6:33	0:00 13 0:34 487 0.8575 47:10 11 6:15 620 107.73	7:58	0:00 13 0:00 821 0.8598 55:08 =11 7:22 620 96.03	55:08	=11	1
611	Mick Baldwin P6 Brett Baldwin	4:43	0:00 15 0:12 229 0.8516 39:44 9 4:26 620 87.77	6:25	0:00 12 0:21 229 0.8753 46:09 9 5:14 620 109.96	7:54	0:00 12 0:32 912 0.8671 54:03 9 6:17 620 96.84	54:03	9	2
424	Ben Kittle P4 Jennifer Cole	4:53	0:00 16 0:38 388 0.8225 41:15 12 5:57 620 84.78	6:39	0:00 14 0:09 821 0.8446 47:54 13 6:59 620 106.11	8:06	0:00 15 0:52 388 0.8457 56:00 13 8:14 620 94.44	56:00	13	2
229	Marc Butler P2 Peter Sims	4:32	0:00 10 0:06 912 0.8860 39:32 8 4:14 620 91.32	6:16	0:00 =9 0:04 912 0.8963 45:48 8 4:53 620 112.60	7:37	0:00 9 0:50 914 0.8993 53:25 7 5:39 620 100.44	53:25	7	1
111	Mark Beard P1 Jim Gleeson	4:59	0:00 17 0:10 836 0.8060 43:25 17 8:07 620 83.08	6:53	0:00 =17 0:10 836 0.8160 50:18 17 9:23 620 102.51	8:14	0:00 17 0:09 836 0.8320 58:32 17 10:46 620 92.91	58:32	17	1
801	Ross Kingham CL Lyndon Wilson	4:42	0:00 =13 0:20 212 0.8546 42:04 15 6:46 620 88.09	6:40	0:00 15 0:17 212 0.8425 48:44 15 7:49 620 105.84	8:09	0:00 16 0:23 212 0.8405 56:53 15 9:07 620 93.87	56:53	15	2

Walkerville All Cars Club Inc
PROVISIONAL RESULTS

2016 Copyworld Walky 100 6th Aug 2016
STAGE TIMES, POSITIONS and Other data


as of 06/08/16 20:30:51

NO	Driver / CoDriver	SS 10	Hill Big One 2	SS 11	Juliayne 2	SS 12	Roast 2	Total Penalty	Outright	Class
620	Declan Dwyer P6 Craig Adams	4:05	0:00 1 0:00 620 1.0000 51:51 1 0:00 620 101.39	5:52	0:00 1 0:00 620 1.0000 57:43 1 0:00 620 120.27	7:10	0:00 1 0:00 620 1.0000 1:04:53 1 0:00 620 106.74	1:04:53	1	1
563	James Rodda P5 David Langfield	DNF	Mechanical							
643	Aaron Bowering P6 Nathan Lowe	DNF	Overheating							
911	Matthew Selley CR Hamish McKendrick	DNF	Axle Housing Bent							
821	Wayne Mason CL Damian Reed	4:20	0:00 3 0:20 487 0.9423 59:28 10 7:37 620 95.54	6:26	0:00 5 0:03 487 0.9119 1:05:54 10 8:11 620 109.68	7:40	0:00 5 1:06 912 0.9348 1:13:34 8 8:41 620 99.78	1:13:34	8	1
910	Andrew Gleeson CR Mike Dale	4:14	0:00 2 0:08 969 0.9646 55:20 3 3:29 620 97.80	6:12	0:00 4 0:11 969 0.9462 1:01:32 3 3:49 620 113.81	7:31	0:00 4 0:23 969 0.9534 1:09:03 3 4:10 620 101.77	1:09:03	3	2
621	Neil Gehan P6 Andrea Gehan	4:39	0:00 =9 0:42 836 0.8781 1:04:20 18 12:29 620 89.03	6:32	0:00 7 0:07 111 0.8980 1:10:52 18 13:09 620 108.00	7:44	0:00 6 1:59 424 0.9267 1:18:36 18 13:43 620 98.92	1:18:36 (-2)	18	3
357	Carwyn Harries P3 Matthew Henderson	4:39	0:15 =9 8:12 621 0.8781 1:12:32 17 20:41 620 89.03	6:34	0:00 9 8:08 836 0.8934 1:19:06 17 21:23 620 107.45	7:51	0:00 8 2:53 801 0.9130 1:26:57 17 22:04 620 97.45	1:26:57	17	2
969	Neville Whittenbury CR Kate Catford	4:22	0:00 5 3:21 620 0.9351 55:12 2 3:21 620 94.81	6:09	0:00 3 3:38 620 0.9539 1:01:21 2 3:38 620 114.73	7:19	0:00 2 3:47 620 0.9795 1:08:40 2 3:47 620 104.56	1:08:40	2	1
912	Gavin Fowler CR Lisi Phillips	4:32	0:00 6 0:04 229 0.9007 58:03 7 6:12 620 91.32	6:33	0:00 8 0:10 229 0.8957 1:04:36 7 6:53 620 107.73	7:52	0:00 9 0:12 229 0.9110 1:12:28 7 7:35 620 97.25	1:12:28	7	4
555	Zayne Admiraal P5 Matthew Heywood	4:21	0:00 4 1:26 910 0.9387 56:46 4 4:55 620 95.17	6:06	0:00 2 1:20 910 0.9617 1:02:52 4 5:09 620 115.67	7:25	0:00 3 1:14 910 0.9663 1:10:17 4 5:24 620 103.15	1:10:17	4	1
914	Mark Povey CR Brendan Dearman	4:34	0:00 =7 0:23 555 0.8942 57:09 5 5:18 620 90.66	6:44	0:00 12 1:01 555 0.8713 1:03:53 5 6:10 620 104.79	7:59	0:00 11 1:35 555 0.8977 1:11:52 5 6:59 620 95.82	1:11:52	5	3
212	Geoff Hobby P2 Peter Tann	4:56	0:00 14 0:12 424 0.8277 1:01:26 13 9:35 620 83.92	6:56	0:00 15 0:14 424 0.8462 1:08:22 13 10:39 620 101.77	10:39	0:00 17 0:25 621 0.6729 1:19:01 13 14:08 620 71.83	1:19:01	13	2
487	Aaron Lowe P4 Matt Monto	4:54	0:00 13 0:21 611 0.8333 59:08 9 7:17 620 84.49	6:43	0:00 11 0:18 611 0.8734 1:05:51 9 8:08 620 105.05	8:09	0:00 12 0:26 821 0.8793 1:14:00 9 9:07 620 93.87	1:14:00	9	1
388	Shane Alker P3 Karien Heimsohn	4:41	0:00 11 0:21 821 0.8719 59:49 11 7:58 620 88.40	6:42	0:00 10 0:37 821 0.8756 1:06:31 11 8:48 620 105.31	7:56	0:00 10 0:06 611 0.9034 1:14:27 11 9:34 620 96.43	1:14:27	11	1
611	Mick Baldwin P6 Brett Baldwin	4:44	0:00 12 0:44 912 0.8627 58:47 8 6:56 620 87.46	6:46	0:00 13 0:57 912 0.8670 1:05:33 8 7:50 620 104.28	8:48	0:00 15 0:21 487 0.8144 1:14:21 10 9:28 620 86.93	1:14:21	10	2
424	Ben Kittle P4 Jennifer Cole	5:14	0:00 17 1:25 388 0.7803 1:01:14 12 9:23 620 79.11	6:54	0:00 14 1:37 388 0.8502 1:08:08 12 10:25 620 102.26	8:29	0:00 14 2:10 388 0.8448 1:16:37 12 11:44 620 90.18	1:16:37	12	2
229	Marc Butler P2 Peter Sims	4:34	0:00 =7 0:50 914 0.8942 57:59 6 6:08 620 90.66	6:27	0:00 6 0:33 914 0.9096 1:04:26 6 6:43 620 109.40	7:50	0:00 7 0:24 914 0.9149 1:12:16 6 7:23 620 97.66	1:12:16	6	1
111	Mark Beard P1 Jim Gleeson	5:01	0:00 15 1:33 801 0.8140 1:03:33 15 11:42 620 82.52	7:12	0:00 16 1:28 801 0.8148 1:10:45 15 13:02 620 98.00	8:24	0:00 13 0:08 212 0.8532 1:19:09 14 14:16 620 91.07	1:19:09	14	1
801	Ross Kingham CL Lyndon Wilson	5:07	0:00 16 0:34 212 0.7980 1:02:00 14 10:09 620 80.91	7:17	0:00 17 0:55 212 0.8055 1:09:17 14 11:34 620 96.88	14:47	0:00 18 4:16 836 0.4848 1:24:04 16 19:11 620 51.75	1:24:04	16	3



6/8/16 1643 AM

Seeding	Car #	Driver	Co-Driver	Car	Colour	Class	Category
1	620	Declan Dwyer	Craig Adams	2000 Mitsubishi Lancer Evo VI	White	P6	SARC
2	563	James Rodda	David Langfield	2004 Mitsubishi Lancer Evo 9	Red / Black	P5	SARC
3	643	Aaron Bowering	Nathan Lowe	1999 Subaru WRX	Blue	P6	SARC
4	911	Matthew Selley	Hamish McKendrick	1979 Ford Escort Mk2	White	CRC	SARC
5	821	Wayne Mason	Damian Reed	1977 Ford Escort Mk2	Red	Classic	SARC
6	910	Andrew Gleeson	Mike Dale	1978 Datsun Stanza	White	CRC	SARC
7	621	Neil Gehan	Andrea Gehan	1999 Subaru WRX Sti RA	Blue	P6	SARC
8	357	Carwyn Harries	Matthew Henderson	1975 Holden Gemini	Green	P3	SARC
9	969	Neville Whittenbury	Kate Catford	1973 Datsun 180B	Blue / White / Red	CRC	SARC
10	912	Gavin Fowler	Lisi Phillips	1969 Datsun 1600	Orange	CRC	SARC
11	555	Zayne Admiraal	Matthew Heywood	2001 Subaru WRX	White	P5	SARC
12	914	Mark Povey	Brendan Dearman	1982 Datsun Stanza	White / Black	CRC	SARC
13	212	Geoff Hobby	Peter Tann	1983 Toyota Sprinter	White	P2	Multiclub
14	487	Aaron Lowe	Matt Monto	1979 Holden Commodore	White / Orange	P4	SARC
15	388	Shane Alker	Karien Heimsohn	1973 Datsun 180B	White	P3	SARC
16	611	Mick Baldwin	Brett Baldwin	1990 Subaru Liberty	White	P6	Multiclub
17	424	Ben Kittle	Jennifer Cole	1994 Holden Commodore	White	P4	SARC
18	229	Marc Butler	Peter Sims	1992 Honda Civic	Blue	P2	SARC
19	111	Mark Beard	Jim Gleeson	1973 Datsun 1200 Coupe	Black	P1	Multiclub
20	801	Ross Kingham	Lyndon Wilson	1979 Volvo 242GT	Silver	Classic	SARC
21	915	Simon Wenzel	Brett Mason-Fyfe	1985 Nissan Bluebird	White	CRC	Multiclub
22	836	Vaughan Bell	Daniel Blakemore	1970 Datsun 1600	Yellow	Classic	Multiclub



2016 COPYWORLD Walky 100

6th August 2016

THANK YOU

The Clerk of Course and the Organising Team would like to thank the following for their support of this event:

COPYWORLD



COPYWORLD

Your World Of Digital Technology

Warner Fork Trucks

Eudunda Hotel Motel



Les Haldane Mechanical Repairs

SUBARECK



NISSCARE

Parsons Tabo



AutoSport

Northern Tyre Service

Wow FM

Revolution Racegear



Application Service Provider

Scrutineering Venue

Special Thanks to **Revolution Racegear**

498 Main North East Road, Windsor Gardens, 5087. Ph 1800 804 778



All Residents and Landowners at Robertstown

St Johns Ambulance

Trauma Doctors

ACRM

SA Police Department

Eudunda Robertstown Football Club

Robertstown CFS

Regional Council of Goyder

CAMS Office, Adelaide

NISSCARE



All Officials (Volunteers)

Control Keepers, Road Closure and Spectator Marshalls, Placers, Course Openers, Closers and the Event Checker, Jason Lange CAMS Scrutineers and Stewards



PARSONS TABO



Promoted and Organised by the Walkerville All Cars Club Inc



Light FORCE RALLY SA

See you at the next Event: **2016 SARC Round 3**

9-11 September 2016

www.scoutsrallysa.com.au